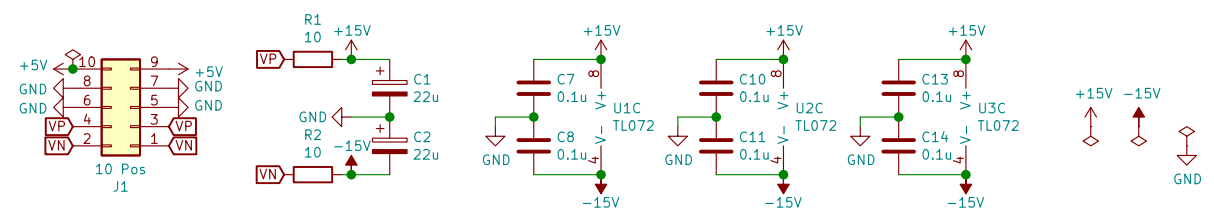

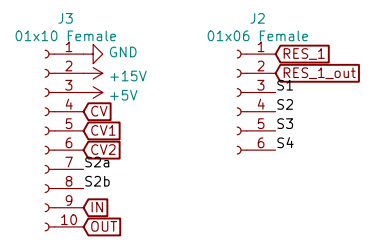
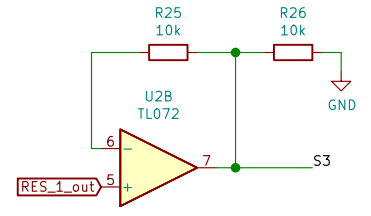


resistor R25 must be connected to inverting input



License CC BY 4.0 – Attribution 4.0 International

LPG design by Don Buchla
 schema for main circuit

Sheet: /
 File: main.sch

Title: tiefpass

Size: A4	Date: 2021-08-15	Rev: R01
KiCad E.D.A. eeschema 5.1.9+dfsg1-1		Id: 1/1